



RIDE Rhode Island
Department
of Education



Samuel Slater Middle School (Pawtucket)

Grades 6-12 - Student Survey
Spring 2025



Report created by
Panorama Education



Summary

Topic Description	Results	Comparison
Absenteeism	30% ▼1 since last survey	32% Urban Core
		30% All Schools
		34% Middle Schools
		30% Rhode Island
		28% Pawtucket
College and Career Readiness	33% ▼3 since last survey	37% Urban Core
		35% All Schools
		33% Middle Schools
		35% Rhode Island
		34% Pawtucket
Risk / Protective Outcome	58% ▼2 since last survey	63% Urban Core
		67% All Schools
		66% Middle Schools
		67% Rhode Island
		62% Pawtucket
School Belonging	26% 0 since last survey	31% Urban Core
		35% All Schools
		37% Middle Schools
		35% Rhode Island
		26% Pawtucket



School Climate

Perceptions of the overall social and learning climate of the school.

21%

▼ 10

since last survey

- 33% Urban Core
- 35% All Schools
- 36% Middle Schools
- 35% Rhode Island
- 23% Pawtucket

School Engagement

How attentive and invested students are in school.

21%

▼ 4

since last survey

- 24% Urban Core
- 24% All Schools
- 24% Middle Schools
- 24% Rhode Island
- 20% Pawtucket

School Rigorous Expectations

How much students feel that their teachers hold them to high expectations around effort, understanding, persistence, and performance in class.

51%

▼ 9

since last survey

- 49% Urban Core
- 53% All Schools
- 58% Middle Schools
- 53% Rhode Island
- 48% Pawtucket

School Safety

Perceptions of student physical and psychological safety at school.

54%

▲ 4

since last survey

- 57% Urban Core
- 60% All Schools
- 60% Middle Schools
- 60% Rhode Island
- 55% Pawtucket

School Teacher-Student Relationships

How strong the social connection is between teachers and students within and beyond the school.

41%

▼ 6

since last survey

- 41% Urban Core
- 43% All Schools
- 45% Middle Schools
- 43% Rhode Island
- 39% Pawtucket



49%

▲ 1
since last survey

- 51% Urban Core
- 57% All Schools
- 59% Middle Schools
- 57% Rhode Island
- 53% Pawtucket

State Initiatives

27%

▼ 2
since last survey

- 34% Urban Core
- 35% All Schools
- 36% Middle Schools
- 35% Rhode Island
- 27% Pawtucket

Valuing of School

How much students feel that school is interesting, important, and useful.

48%

▲ 1
since last survey

- 46% Urban Core
- 47% All Schools
- 48% Middle Schools
- 47% Rhode Island
- 45% Pawtucket

465 responses



Absenteeism

Your average

30%

465 responses

Change

▼ 1

since last survey

State Grouping average: **32%** Urban Core

School Type average: **30%** All Schools

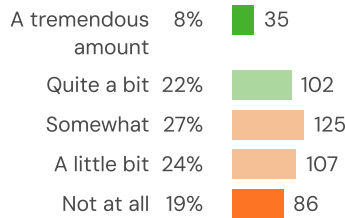
School Type average: **34%** Middle Schools

State average: **30%** Rhode Island

District average: **28%** Pawtucket

How did people respond?

Q.1: How much do you think missing at least 2 days of school a month impacts a student's chance of graduating high school?



▼ 1 from last survey

Favorable: **30%**



College and Career Readiness

Your average

33%

465 responses

Change

▼ 3

since last survey

State Grouping average: **37%** Urban Core

School Type average: **35%** All Schools

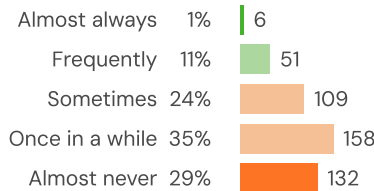
School Type average: **33%** Middle Schools

State average: **35%** Rhode Island

District average: **34%** Pawtucket

How did people respond?

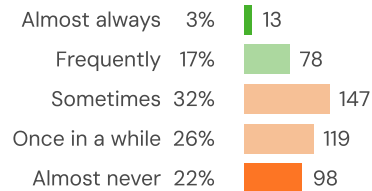
Q.1: How often is college discussed in your classes?



▼ 4 from last survey

Favorable: **13%**

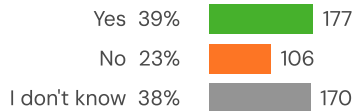
Q.2: How often are jobs and careers discussed in your classes?



▼ 4 from last survey

Favorable: **20%**

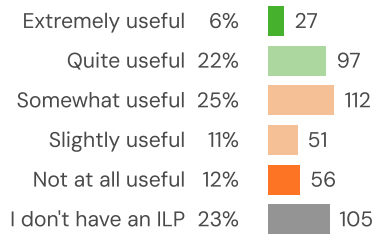
Q.3: Do you have an Individual Learning Plan (ILP)? (At most RI schools, this means that you use a platform like Choices 360, Naviance, Xello or Richer Picture to create and explore your academic, career, and personal goals and map out a plan for achieving these goals.)



▼ 8 from last survey

Favorable: **63%**

Q.4: How useful is your Individual Learning Plan or ILP?

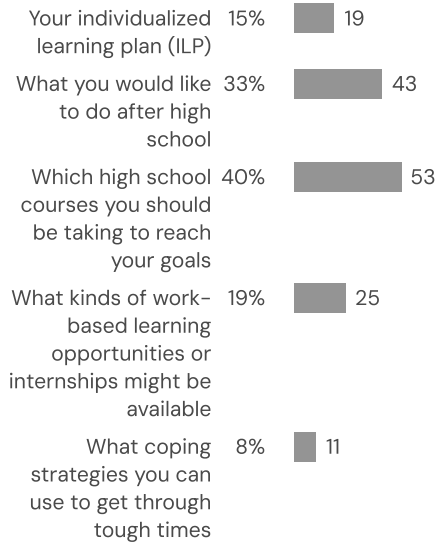


▲ 5 from last survey

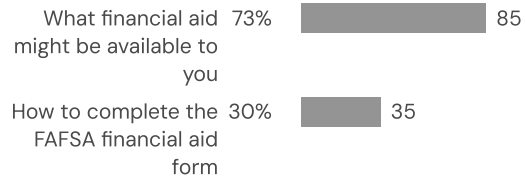
Favorable: **36%**



Q.5: If you are in grade 9–12, please answer this question: have you ever talked with your counselor about any of the following?



Q.6: If you are in grade 11–12, please answer this question: have you ever talked with your counselor about any of the following?





Risk / Protective Outcome

Your average

58%

465 responses

Change

▼ 2

since last survey

State Grouping average: **63%** Urban Core

School Type average: **67%** All Schools

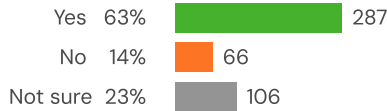
School Type average: **66%** Middle Schools

State average: **67%** Rhode Island

District average: **62%** Pawtucket

How did people respond?

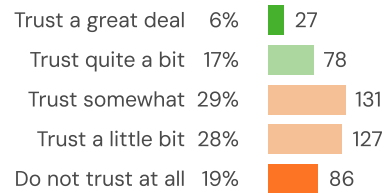
Q.1: Is there at least one teacher or other adult in your school that you can talk to if you have a problem?



▼ 2 from last survey

Favorable: **81%**

Q.2: In the event of a conflict or problem, how much do you trust that your school community will hear your side of the story and take it seriously?



▼ 1 from last survey

Favorable: **23%**

Q.3: During the past 12 months, have you ever been bullied on school property?



▼ 3 from last survey

Favorable: **67%**

Q.4: During the past 12 months, did you ever feel so sad or hopeless almost every day for two weeks or more in a row that you stopped doing some usual activities?

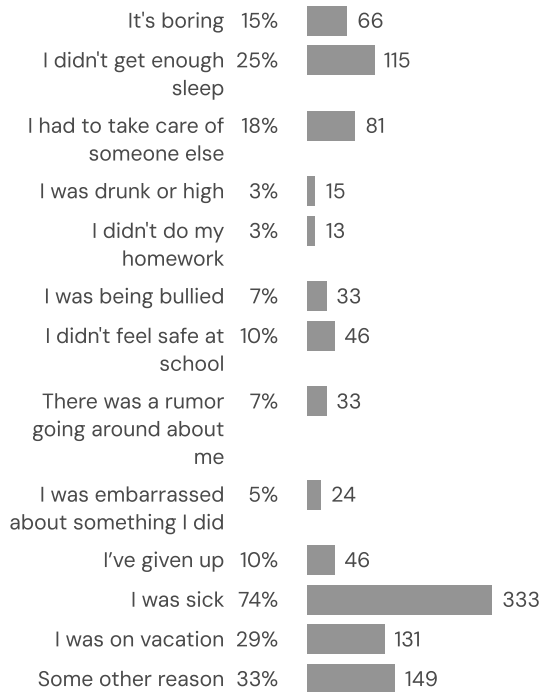


▼ 2 from last survey

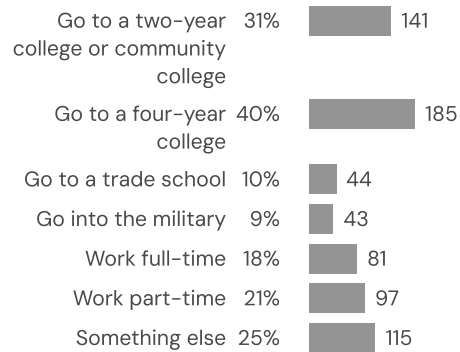
Favorable: **60%**



**Q.5: Why have you been absent from school?
(Select all that apply.)**



Q.6: What do you think you will do after you finish high school? (Select all that apply.)





School Belonging

Your average

26%

465 responses

Change

0

since last survey

State Grouping average: **31%** Urban Core

School Type average: **35%** All Schools

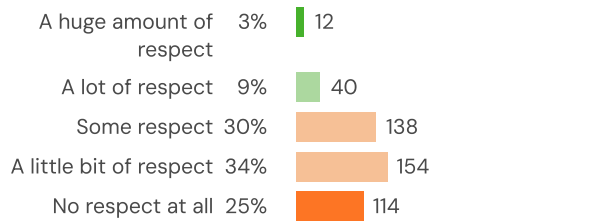
School Type average: **37%** Middle Schools

State average: **35%** Rhode Island

District average: **26%** Pawtucket

How did people respond?

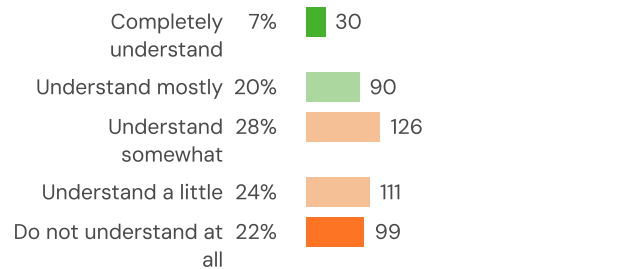
Q.1: How much respect do students in your school show each other?



▼ 10 from last survey

Favorable: **11%**

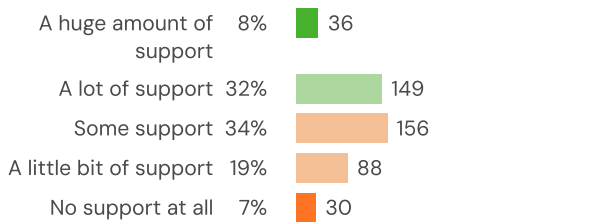
Q.2: How well do people at your school understand the kind of person you are?



▼ 4 from last survey

Favorable: **26%**

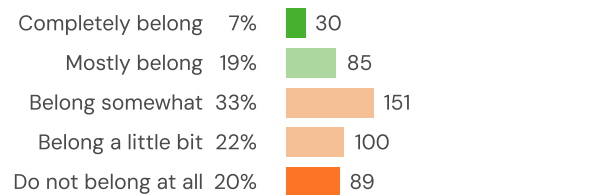
Q.3: How much support do the adults at your school give you?



▲ 22 from last survey

Favorable: **40%**

Q.4: When you are at school, how much do you feel like you belong?



▼ 8 from last survey

Favorable: **25%**



School Climate

Your average

21%

465 responses

Change

▼ **10**

since last survey

State Grouping average: **33%** Urban Core

School Type average: **35%** All Schools

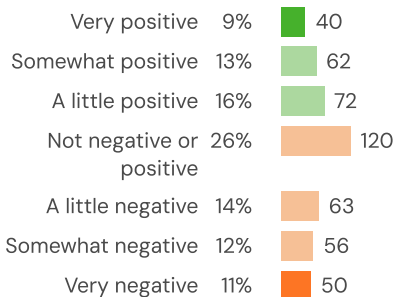
School Type average: **36%** Middle Schools

State average: **35%** Rhode Island

District average: **23%** Pawtucket

How did people respond?

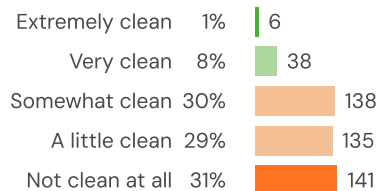
Q.1: How positive or negative is the mood at your school?



▲ **6** from last survey

Favorable: **38%**

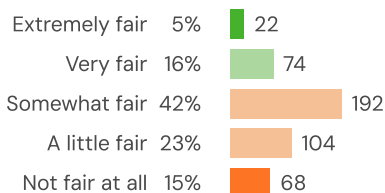
Q.2: How clean is the building where you go to school?



▼ **23** from last survey

Favorable: **10%**

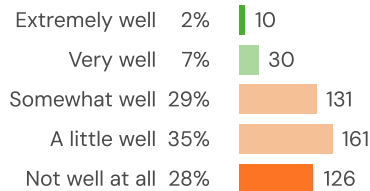
Q.3: How fair are the rules at this school?



▼ **12** from last survey

Favorable: **21%**

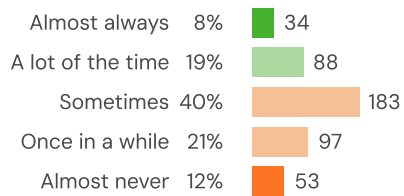
Q.4: How well do students follow the rules of your school?



Favorable: **9%**



Q.5: How often do your teachers seem excited to be teaching your classes?



▼ 6 from last survey

Favorable: **27%**



School Engagement

Your average

21%

465 responses

Change

▼ 4

since last survey

State Grouping average: **24%** Urban Core

School Type average: **24%** All Schools

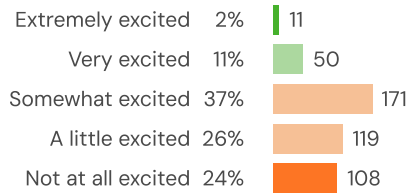
School Type average: **24%** Middle Schools

State average: **24%** Rhode Island

District average: **20%** Pawtucket

How did people respond?

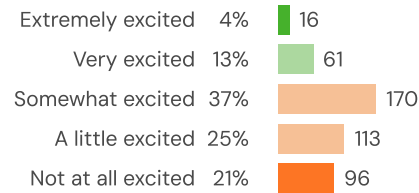
Q.1: How excited are you about going to your classes?



▼ 3 from last survey

Favorable: **13%**

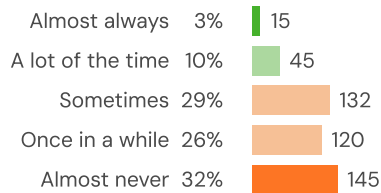
Q.2: In your classes, how excited are you to participate?



▼ 12 from last survey

Favorable: **17%**

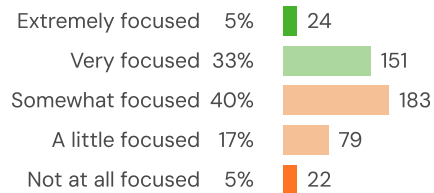
Q.3: When you are not in school, how often do you talk about ideas from your classes?



▼ 2 from last survey

Favorable: **13%**

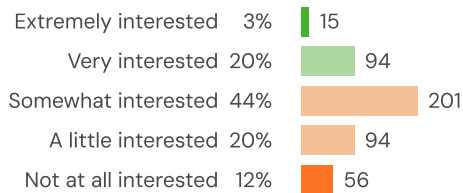
Q.4: How focused are you on the activities in your classes?



▲ 5 from last survey

Favorable: **38%**

Q.5: How interested are you in your classes?



▼ 7 from last survey

Favorable: **24%**



School Rigorous Expectations

Your average

51%

465 responses

Change

▼ 9

since last survey

State Grouping average: **49%** Urban Core

School Type average: **53%** All Schools

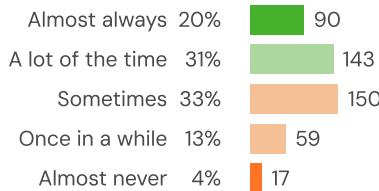
School Type average: **58%** Middle Schools

State average: **53%** Rhode Island

District average: **48%** Pawtucket

How did people respond?

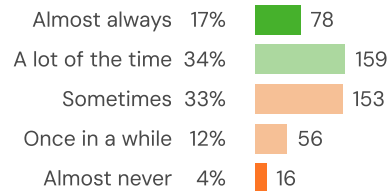
Q.1: How often do your teachers take time to make sure you understand your schoolwork?



▼ 9 from last survey

Favorable: **51%**

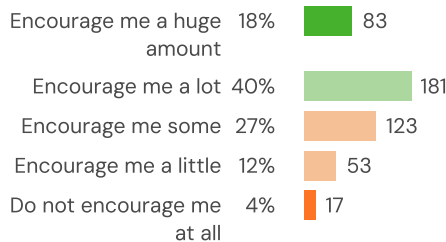
Q.2: How often do your teachers ask you to explain your answers?



▼ 9 from last survey

Favorable: **51%**

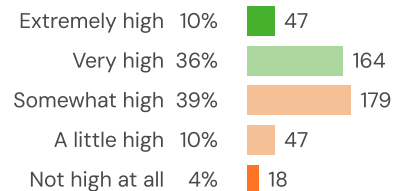
Q.3: How much do your teachers encourage you to do your best?



▼ 9 from last survey

Favorable: **58%**

Q.4: How high are your teachers' expectations of you?

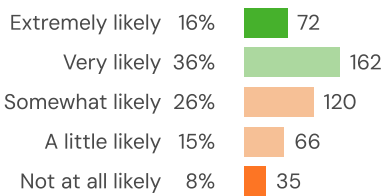


▼ 12 from last survey

Favorable: **46%**



Q.5: When you feel like giving up, how likely is it that your teachers will ask you to keep trying?



▼ 5 from last survey

Favorable: **51%**



School Safety

Your average

54%

465 responses

Change

▲ 4

since last survey

State Grouping average: **57%** Urban Core

School Type average: **60%** All Schools

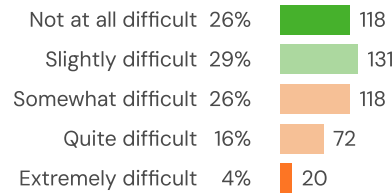
School Type average: **60%** Middle Schools

State average: **60%** Rhode Island

District average: **55%** Pawtucket

How did people respond?

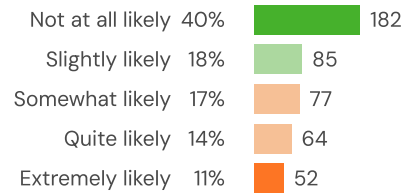
Q.1: If a student is bullied in school, how difficult is it for him/her to get help from an adult?



▲ 7 from last survey

Favorable: **54%**

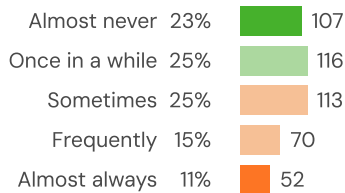
Q.2: How likely is it that someone from your school will bully you online?



▲ 2 from last survey

Favorable: **58%**

Q.3: How often do you worry about violence at your school?



▲ 2 from last survey

Favorable: **49%**



School Teacher-Student Relationships

Your average

41%

465 responses

Change

▼ 6

since last survey

State Reporting average: **41%** Urban Core

School Type average: **43%** All Schools

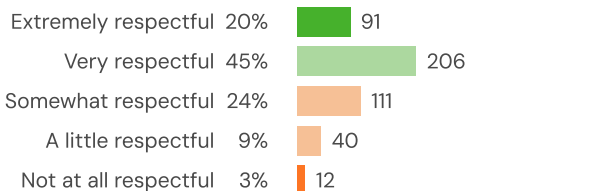
School Type average: **45%** Middle Schools

State average: **43%** Rhode Island

District average: **39%** Pawtucket

How did people respond?

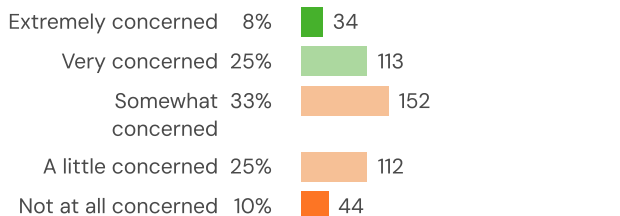
Q.1: How respectful are your teachers towards you?



▼ 3 from last survey

Favorable: **65%**

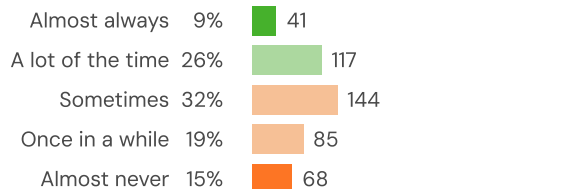
Q.2: If you were upset when you came into class, how concerned would your teachers be?



▼ 8 from last survey

Favorable: **32%**

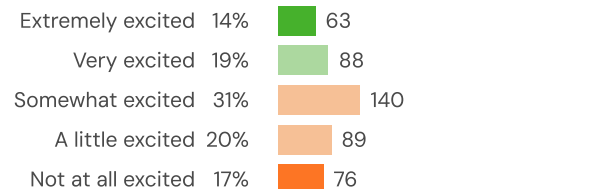
Q.3: When your teachers ask, "How are you?", how often do you feel they really want to know your answer?



▼ 8 from last survey

Favorable: **35%**

Q.4: How excited would you be if you could have your same teachers in the next grade too?



▼ 5 from last survey

Favorable: **33%**



Your average

49%

465 responses

Change

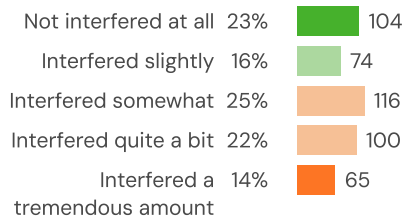
▲ 1

since last survey

- State Grouping average: **51%** Urban Core
- School Type average: **57%** All Schools
- School Type average: **59%** Middle Schools
- State average: **57%** Rhode Island
- District average: **53%** Pawtucket

How did people respond?

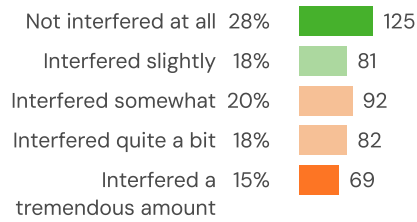
Q.1: How much has stress interfered with your ability to participate in school in the last 30 days?



▼ 1 from last survey

Favorable: **39%**

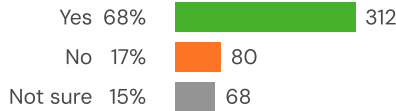
Q.2: How much has stress interfered with your activities outside of school in the last 30 days?



▼ 4 from last survey

Favorable: **46%**

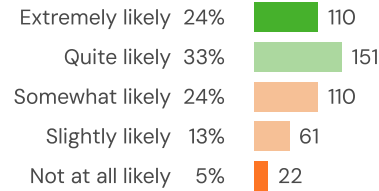
Q.3: Is there an adult you can talk to outside of school when you have a problem?



▼ 4 from last survey

Favorable: **80%**

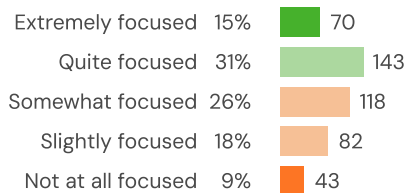
Q.4: If you fail to reach an important goal, how likely are you to try again?



▲ 3 from last survey

Favorable: **57%**


Q.5: When you are working on a project that matters a lot to you, how focused can you stay when there are lots of distractions?



▼ 4 from last survey

Favorable: **47%**

Q.6: How often do you come prepared to class?

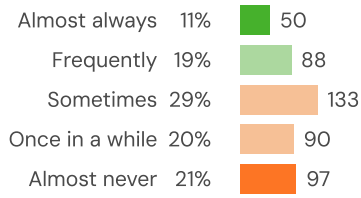


▼ 4 from last survey

Favorable: **47%**



Q.7: How often do you remain calm, even if someone is bothering you or saying something bad?



▼ 4 from last survey

Favorable: **30%**



State Initiatives

Your average

27%

465 responses

Change

▼ 2

since last survey

State Grouping average: **34%** Urban Core

School Type average: **35%** All Schools

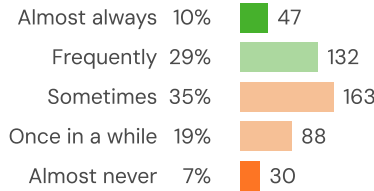
School Type average: **36%** Middle Schools

State average: **35%** Rhode Island

District average: **27%** Pawtucket

How did people respond?

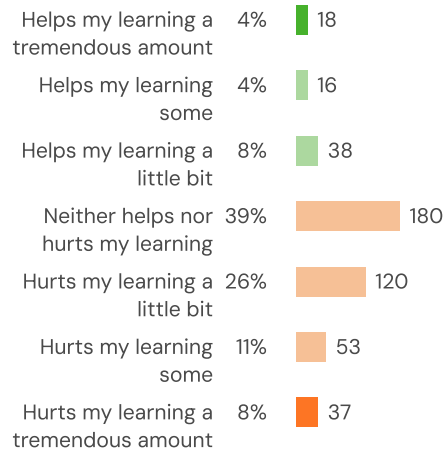
Q.1: When there are major news events, how often do adults at your school talk about them with students?



▼ 6 from last survey

Favorable: **39%**

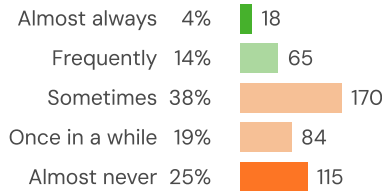
Q.2: At your school, how much does the behavior of other students hurt or help your learning?



▼ 7 from last survey

Favorable: **16%**

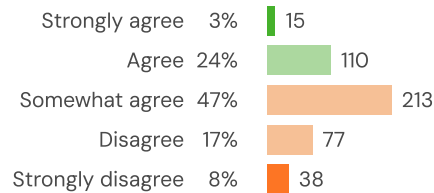
Q.3: To what degree do you see your family, culture, and personal identities reflected in the texts you read at school?



▼ 5 from last survey

Favorable: **18%**

Q.4: My school encourages me to take challenging courses.

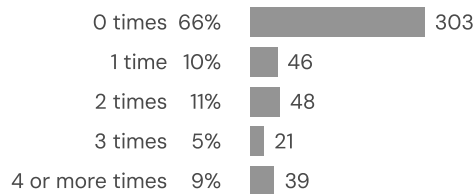


▲ 1 from last survey

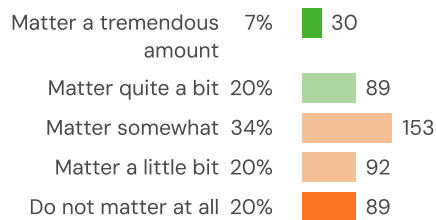
Favorable: **28%**



Q.5: During the past 12 months, how many times did you have a concussion from playing a sport or being physically active?



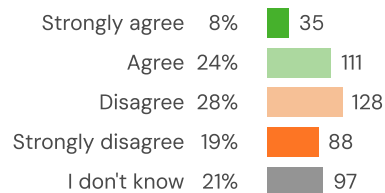
Q.6: How much do you matter to others at this school?



▼ 4 from last survey

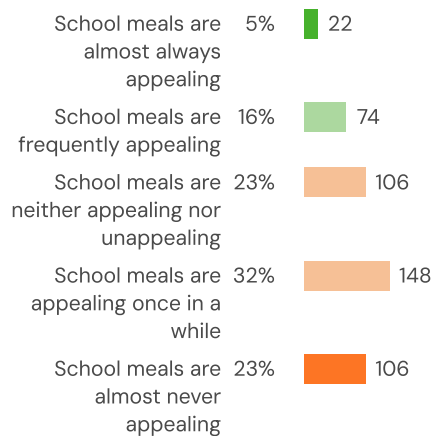
Favorable: **26%**

Q.7: This school is kept in good physical condition.



Favorable: **40%**

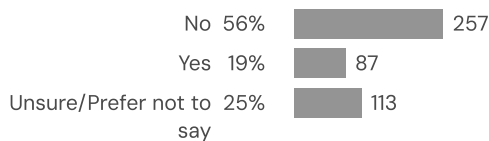
Q.8: How appealing (good to look at and eat) are the meals that are served at your school?



▲ 2 from last survey

Favorable: **21%**

Q.9: Do you work to earn money to support your family or yourself, such as buying groceries, helping with rent, or paying bills?





Valuing of School

Your average

48%

465 responses

Change

▲ 1

since last survey

State Grouping average: **46%** Urban Core

School Type average: **47%** All Schools

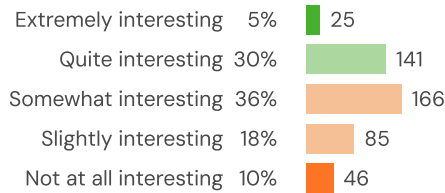
School Type average: **48%** Middle Schools

State average: **47%** Rhode Island

District average: **45%** Pawtucket

How did people respond?

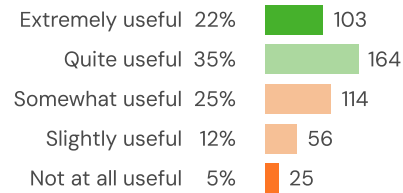
Q.1: How interesting do you find the things you learn in your classes?



▲ 5 from last survey

Favorable: **36%**

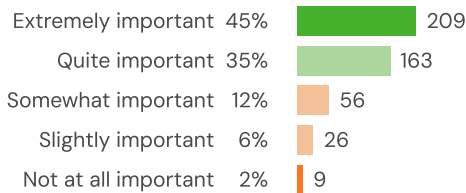
Q.2: How useful do you think school will be to you in the future?



▲ 4 from last survey

Favorable: **58%**

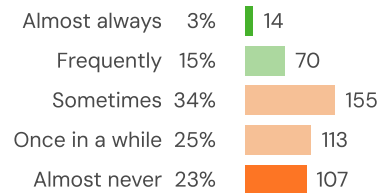
Q.3: How important is it to you to do well in your classes?



▼ 2 from last survey

Favorable: **80%**

Q.4: How often do you use ideas from school in your daily life?



▼ 2 from last survey

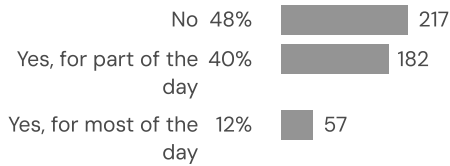
Favorable: **18%**



Background Questions

How did people respond? _____

Q.1: During the day, are you taking care of anyone in your family such as siblings, parents and/or grandparents?



Q.2: During an average week, how many days do you provide care for someone in your family or household who is chronically ill (lasts 3 months or more), elderly, or disabled with activities they would have difficulty doing on their own?

